


**GoldTile** Master



**MTW 4481**




**MTW 3011**



**MTW 4486**




**MTW 3021**




**MTW 3012**

**GoldTile** Classic



**GWT 3521**



**GWT 3522**

**WIDE WOOD**

**Size:** 177.8mm x 1220mm  
**Thickness:** 3mm  
**Packing:** 15 pcs (3.25m<sup>2</sup>/box)



(Light colour part)



(Dark colour part)

**GWT 9060**

► Variation on dark and light colours gradation.



\* Due to technical reasons, colours and patterns may vary slightly from product samples.

**Application** Commercial areas | Offices | Retails | Restaurants | Schools

**Key Features**



Eco-friendly



Antibacterial



Easy maintenance



High Durability

**Storage** Cartons should be evenly stacked on a flat surface.

**Before installation** Allow flooring materials to acclimatize the room temperature for minimum 48 hours before installation. Subfloors must be level, flat, clean and free from marks.

**During installation** Do not allow traffic for 24 hours after installation. Stains can be removed by alcohol. Do not use strong solvents to clean products.

**After installation** Do not install on top of the existing floors such as plywood underlayment. Make sure all products are from same LOT number in order to minimize shade variation.

**Precautions for maintenance and usage**

**경고 (Warning)**



- Water, oil, sand..etc. may cause slippery. Please remove them immediately.
- Especially elderly and pregnant women should aware when wearing socks or with wet feet.
- Do not use interior varnish to the floor as it may cause slippery.



- When using a water steam cleaner or electric heater, please aware that it may cause decolorize or deformation.



- While using solvent-type adhesives, please provide sufficient ventilation to prevent health care problems and fires caused by organic solvents.

**주의 (Caution)**



- After installation, there may have smell of the material or adhesive, please allow the area be ventilated sufficiently.



- Do not use strong solvent such as acetone or thinner to clean product surface. Use alcohol instead.



- Toxic gas will be generated when the residue is combusted.
- Please ensure to dispose to a licensed industrial waste company to handle the wastage.



- If chemicals such as bleaches or dyeing are dropped, chemical components can penetrate onto the floor material and become coloured.



- Install a blind curtain to block the sunlight prevent exposing directly, the shrinkage and decolorization.



- Remove the dust from the subfloor.



- Please install the floor after drying the surface.



- Please ensure to install with designated adhesive.

**Key information**

Item	Standard Test Method	Requirement
Volatility	BS-EN-664-1995	Max. 10g / m <sup>2</sup>
Flexibility	ASTM F137-08	1 inch mandrel no cracks or breaks in face or back
Resistance to Chemicals	ASTM F925-02	Max. slight change
Peel Resistance	EN 431-1994	Min. 50N / 50mm
Anti-Bacterial	ASTM E2180-07	Get the reduction closed to 99.9%
Anti-Fungi	ASTM G21-09	Need to reach Grade 0
Composition of Material	ASTM F1700	±0.016 in./lin. Ft (±0.4mm / 305mm)
Resistance to Heat / Light	ASTM F1514 / ASTM F1515	Max. ΔE < 8 avg.